

By February 1 of each year, every school in California is required by state law to publish a School Accountability Report Card (SARC). The SARC contains information about the condition and performance of each California public school. Under the Local Control Funding Formula (LCFF) all local educational agencies (LEAs) are required to prepare a Local Control and Accountability Plan (LCAP), which describes how they intend to meet annual school-specific goals for all pupils, with specific activities to address state and local priorities. Additionally, data reported in an LCAP is to be consistent with data reported in the SARC.

For more information about SARC requirements and access to prior year reports, see the California Department of Education (CDE) SARC web page at <https://www.cde.ca.gov/ta/ac/sa/>.

For more information about the LCFF or the LCAP, see the CDE LCFF web page at <https://www.cde.ca.gov/fg/aa/lc/>.

For more information about the school, parents/guardians and community members should contact the school principal or the district office.

	West Campus
	5022 58th Street
	Sacramento, CA 95820
	916.277.6400
	John McMeekin

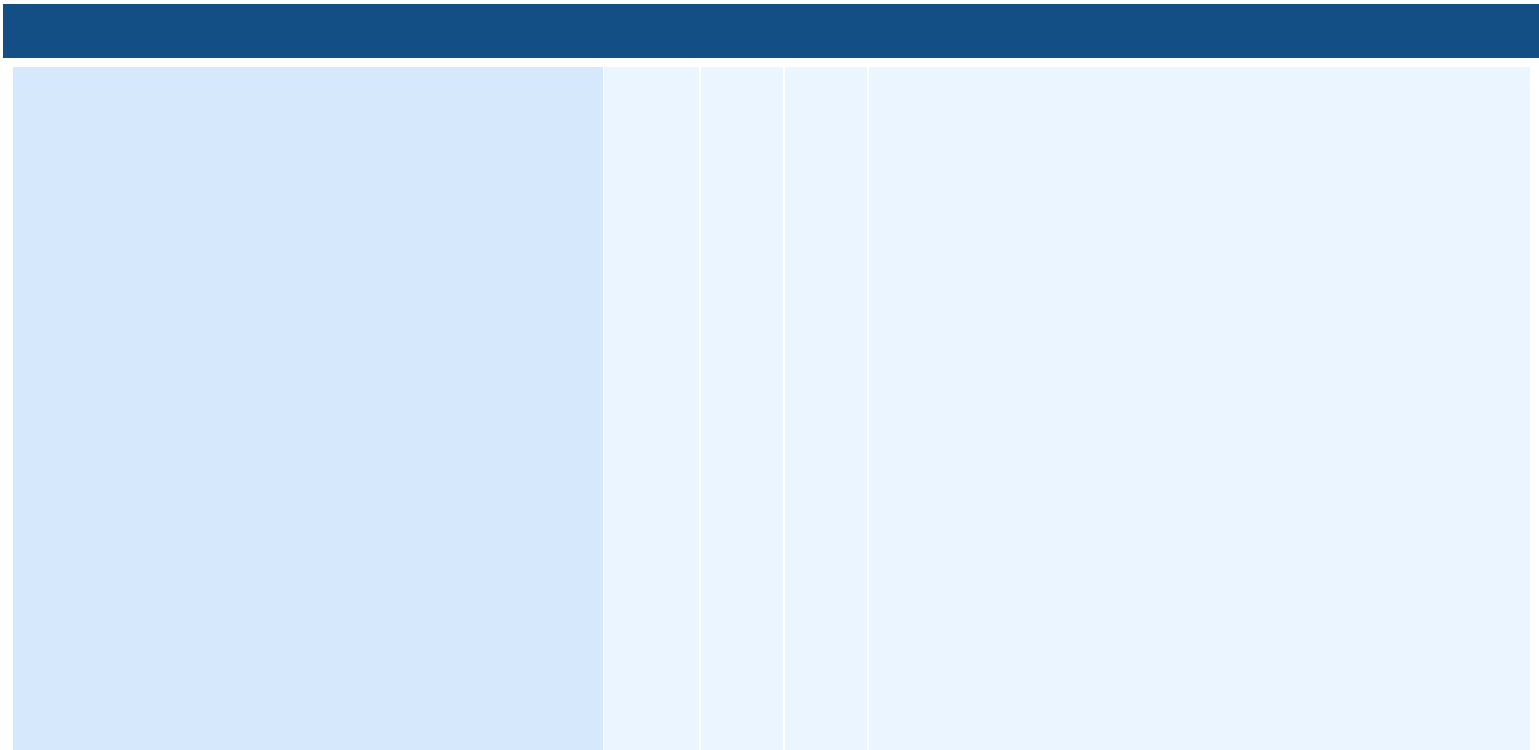
	222
	227
	199
	190
	838

	56.3%
	43.7%
	34.7%
	2.5%
	2.4%
	28.8%


	0.00	0.00

	<p>Practice of Statistics ONLINE 2021-2022 IB MYP Mathematics 2 Oxford Univ Press 2023-2024 IB MYP Mathematics 3 Oxford Univ Press 2023-2024 IB MYP Mathematics 4 & 5 Oxford Univ Press 2023-2024 IB Mathematics: applications and interpretation. Oxford Univ Press 2019-2020</p>		
	<p>Amplify Science K-5 ONLINE Teacher Guide Licences 2022-2023 Amplify Science K-3 ONLINE Student (independent study/Cap City only) Licenses and 4-5 grade Licenses 2022-2023 Amplify Science K-5 (Workbooks) English & Spanish 2022-2023 Amplify Science K-3 (Kits + Refills) 2022-2023 Amplify Science 4-5 (Kits + Refills) 2022-2023 Amplify Science Spanish K-5 Teacher Licenses and 4-5 Student Licenses ONLINE 2022-2023 Amplify Science K-5 Spanish (Kits) 2022-2023 Amplify Science 6-8 (Text, Workbook, & ONLINE) 2020-2021 Amplify Science 6 grade Lab Kits Supplies 2020-2021 Amplify Science 7-8 Lab Kits 2020-2021 STEMScopes Biology (Text & ONLINE) 2020-2021 STEMScopes Biology Workbooks 2020-2021 STEMScopes Biology Lab Kits 2020-2021 AP Biology (Text & ONLINE) Pearson 2020-2021 STEMScopes Physics (Text & ONLINE) 2020-2021 STEMScopes Physics Workbooks 2020-2021 STEMScopes Physics Lab Kits 2020-2021 AP College Physics (Text & ONLINE) BFW 2020-2021 AP College Physics 2 (Text & ONLINE) BFW 2020-2021 AP Physics for Sci & Engineers (Text & ONLINE) Pearson 2023-2024 Savvas Chemistry (Consumable Text & ONLINE) 2020-2021 Savvas Chemistry Lab Kits 2020-2021 AP Chemistry (Text & ONLINE) 2020-2021 Environmental Science (Rosemont only) Holt, Rinehart and Winston 2017 AP Environmental Science (Text & ONLINE) Pearson 2020-2021 Hole's Human Anatomy (Text only) McGraw-Hill 2006 ? IB Biology for the IB diploma Oxford Univ Press 2017 ? IB Cambridge Learning Physics for IB diploma Oxford Univ Press 2012 ? IB Physics for the IB Diploma Oxford Univ Press 2015 ? IB Chemistry Oxford Univ Press 2023-2024 IB Environmental Systems and Societies Oxford Univ Press 2009 ?</p>	Yes	0%
	<p>K-5 SS McGraw Hill : Text, ONLINE, & Workbooks 2023-2024 6-8 SS Discover Ed: Text & ONLINE, * No TE 2023-2024 6-8 SS Discover Ed: Workbooks 2023-2024 Ethnic Studies (9th) Kendal Hunt Publishing 2016-2017 9-12 SS TCI: Text & ONLINE - Geography (9th), World History (10th), American History (11th), Economics (12th), US Government (12th) 2023-2024 9th grade TCI: Geography Workbooks 2023-2024 AP World History: Ways of the World (10th) Text & ONLINE BFW 2023-2024</p>	Yes	0%

	AP Chinese - Integrated Level 2 CHENG & TSUI CO 2017 AP Chinese - Integrated Level 3 CHENG & TSUI CO 2017 Hmong 1, 2, 3 Hmong Book Center 2014 American Sign Language 1, 2 and ONLINE (?) Allyn & Bacon 2011 & 2022		

A large blue rectangular area, possibly a placeholder for a table or chart, occupying the top half of the page. It is divided into four vertical columns of varying widths. The leftmost column is the widest, followed by three narrower columns of equal width, and a final wide column on the right. The background is a light blue gradient.

The SARC provides the following information relevant to the State priority: Pupil Achievement (Priority 4):



This table displays CAASPP test results in Math by student group for students grades three through eight and grade eleven taking and completing a state-administered assessment.

Mathematics test results include the Smarter Balanced Summative Assessment and the CAA. The “Percent Met or Exceeded” is calculated by taking the total number of students who met or exceeded the standard on the Smarter Balanced Summative Assessment plus the total number of students who met the standard (i.e., achieved Level 3-Alternate) on the CAAs divided by the total number of students who participated in both assessments.

Double dashes (--) appear in the table when the number of students is ten or less, either because the number of students in this

The College and Career Readiness Department provides high quality support to all schools in Sacramento City Unified particularly, Linked Learning pathways, Career Technical Education pathways and California Partnership Academies approach preparing students for career and post-secondary experiences. The department works closely with industry and community partners as well as post

The SARC provides the following information relevant to the State priority: Other Pupil Outcomes (Priority 8): Pupil outcomes in the subject area of physical education.

This table displays the percentage of students participating in each of the five fitness components of the California Physical Fitness Test Results. The administration of the PFT during 2021-22 and 2022-23 school years, only participation results are required for these five fitness areas. Percentages are not calculated and double dashes (--) appear in the table when the number of students tested is ten or less, either because the number of students in this category is too small for statistical accuracy or to protect student privacy.


--	--	--	--	--	--

The SARC provides the following information relevant to the State priority: Pupil Engagement (Priority 5):

- High school Dropout Rates;
- High school Graduation Rates; and
- Chronic Absenteeism

	0	0	0	10.1	7.7	11.3	9.4	7.8	8.2
	98.5	100	99.5	81.3	85.2	79.9	83.6	87	86.2

This table displays the 2022-23 graduation rate by student group. For information on the Four-Year Adjusted Cohort Graduation Rate (ACGR), visit the CDE Adjusted Cohort Graduation Rate web page at



This table displays the 2022-23 average class size and class size distribution. The columns titled "Number of Classes" indicates how many classes fall into each size category (a range of total students per classroom). At the secondary school level, this information is reported by subject area rather than grade level.

	28	5	11	14

This table displays the 2021-22 expenditures per pupil and average teacher salary for this school. Cells with N/A values do not require data.

--	--	--	--

