



DESIGN

00:00



CDE A-G Incentive Grant

The A-G completion grant from CDE (2022-2025) provides our district \$3.1 million to fund activities that directly support pupil access to, and successful completion of, the A-G course requirements.

This presentation will describe the proposed use of funds to support the A-G access and completion rates of freshmen by reimagining scheduling in the ninth grade, providing site-based grade level leads, coordinating wrap-around services, and engaging teachers.



Every system is perfectly designed to get the results that it gets

SCUSD CORE VALUE

We recognize that our system is inequitable by design and we vigilantly work to confront and interrupt inequities that exist to level the playing field and provide opportunities for everyone to learn, grow and reach their greatness.

SCUSD GUIDING PRINCIPLE

All students are given an equal opportunity to graduate with the greatest number of postsecondary choices from the widest array of options

What is A-G?

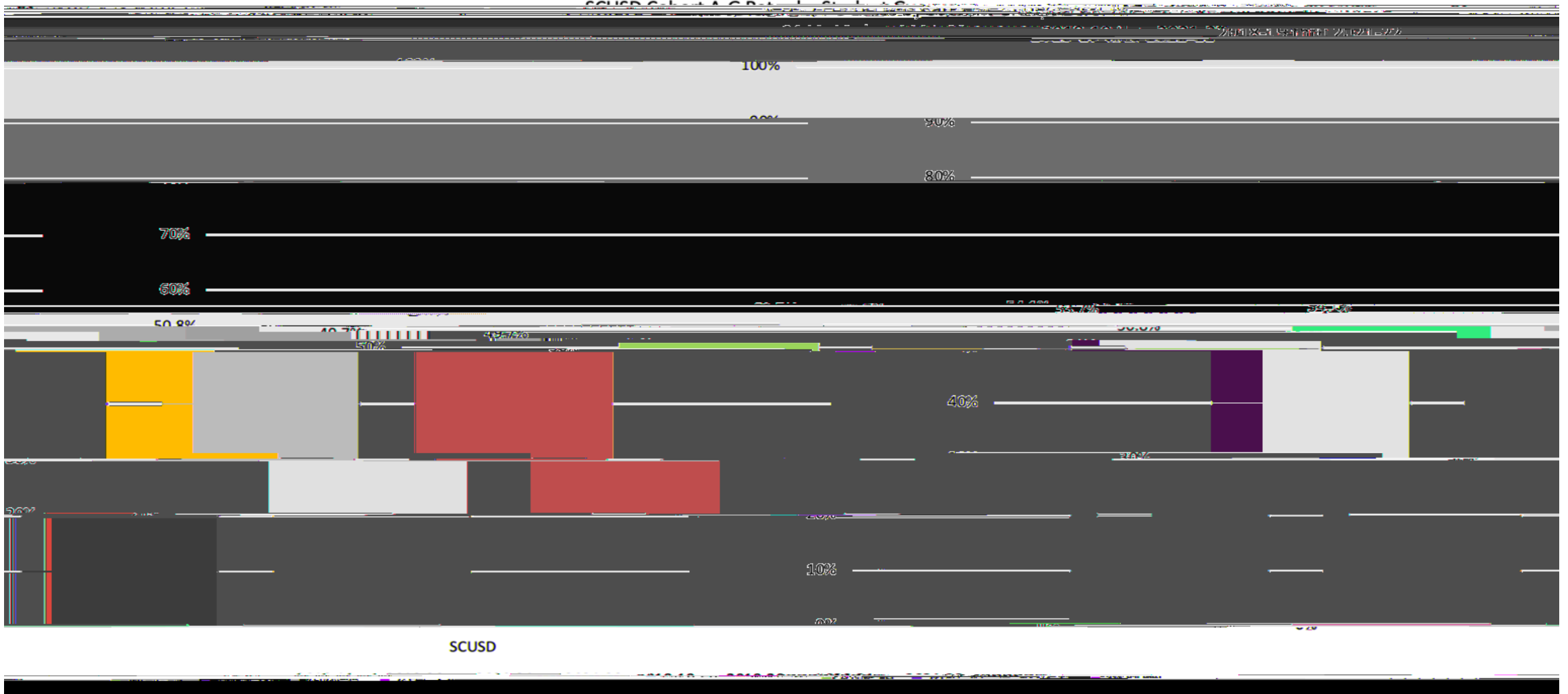
The A-G/College Entrance Requirements are a sequence of high school courses that students must complete (with a grade of C or better) to be minimally eligible for admission to the University of California (UC) and California State University (CSU).

These courses are categorized into seven content areas:

- A - History
- B - English
- C - Mathematics
- D - Science
- E - Language other than English
- F -



Sac City A-G Completion Rates





Current A-G Improvement Efforts

Transcript review for A-G completion using the UC Transcript Evaluation Service (TES)



A-G Incentive Grant Planning

Central Office & Site Leaders:

Conducted analysis of Sac City A-G completion rates and trends

Analyzed pertinent research, including the elements of California CORE Districts' Breakthrough Success Community aimed at improving the rates of 9th graders on track for postsecondary success

Gathered input from comprehensive high school principals


Visited Phoenix Union High School District (PXU) with the Carnegie Learning Leadership Network to observe and learn about freshman academies

Identified 9th Grade Success as greatest area of need




Why 9th Grade?

On average, more than 90% of SCUSD 9th graders begin their freshman year “on track” for A-G Completion



Less than 50% of 9th graders complete their freshman year “off track” for A-G



Why 9th Grade?

“Ninth graders have the lowest grade point average, the most missed classes, the majority of failing grades, and more misbehavior referrals than any other high-school grade level. A joint report from Princeton University and the Brookings Institution found “in 1970, there were 3 percent fewer tenth graders than ninth graders; by 2000, that share had risen to 11 percent.”

“Course failures have an outsized impact on students’ likelihood of graduating. In the Consortium’s 2007 report *What Matters for Staying On-Track and Graduating in Chicago Public Schools*, we showed that **one year of course failure in the ninth grade decreases the probability of eventually graduating by 30 percentage points, or more than half if a student fails more than one course.** This is a significant finding because it shows that a single course failure in the ninth grade can have a major impact on a student’s likelihood of graduating, and that the impact is even greater if a student fails more than one course in the ninth grade (from 85 percent to 33 percent).”

Sac City A-

A-G Incentive Grant Actions

Require Additional Funding

- Additional Collaboration Time for Teacher Teams per Month (3 hours/month)
- Onboarding for 9th Grade Teacher Teams (40 hours/year)
- FTE for Site-Based 9th Grade Lead (1.0/site)
- SEL Materials
- Professional Learning Consultants & Contracts
- Enrichment Opportunities

Do NOT Require Additional Funding

- 9th Grade Cross-Curricular Cohorting
- Common Prep Time for Teacher Teams (two/week for CT)
- Designated Thursday CT for 9th Grade Teacher Teams (one/month)
- Designated Thursday CT for Content Teams (two/month)



A-G Incentive Grant Budget

Expenditure Category	2022-2023	2023-2024	2024-2025	2025-2026	All Years Combined
3 CT HRS/Month	\$52,224	\$104,448	\$104,448	\$104,448	\$365,568.00
40 HRS Onboarding		\$174,080.00	\$174,080.00		\$348,160.00
9th Grade Lead	\$312,500.00	\$625,000.00	\$625,000.00	\$625,000.00	\$2,187,500.00
SEL/Academic Enrichment		\$90,581.00	\$90,581.00	\$90,581.00	\$271,743.00
Total	\$364,724	\$994,109	\$994,109	\$820,029	\$3,172,971



Progress Monitoring

A-G “On Track” Rate based on course enrollment, grades and completion

D/F Rates

Graduation “On Track” Rate

Site-Based PDSA Cycles based on essential standards and analysis of student work

Site-Based Collaborative Time participation, agendas & notes

Professional Learning participation & surveys



Next Steps

December 2022: Board Reviews & Approves A-G Incentive Grant Plan

January 2023: Convene Implementation Team to:

- Establish specific improvement aim & metrics

- Develop actions and timeline for three-year implementation

- Prepare for 2022-23 budget development, master scheduling and professional learning



Questions & Discussion