



**SACRAMENTO CITY UNIFIED SCHOOL DISTRICT
BOARD OF EDUCATION**

with exceptions,” or “not in compliance,” the Board has the option to direct the Superintendent to correct the non-compliance indicators and report back to the Board at a time outside the regular monitoring schedule.

Financial Considerations: None.

Documents Attached:

1. OE-12 Monitoring Report
2. Attachment A
3. Attachment B
4. Attachment C
5. Attachment D
6. Attachment E
7. Attachment F
8. Attachment G
9. Attachment H
10. Attachment I

Estimated Time of Presentation: 5 minutes

Submitted by: Jonathan P. Raymond, Superintendent

Approved by: N/A

SACRAMENTO CITY UNIFIED SCHOOL DISTRICT
Operational Expectation Monitoring Report
OE 12: Learning Environment
April 4, 2013

PART I: THE POLICY

OE 12: Learning Environment

PART II: SUPERINTENDENT'S CERTIFICATION

I certify that the

PART V: INTERPRETATION

I interpret this to mean that the District's role is to develop and maintain schools that keep students safe and secure from physical or emotional danger or harm. Further, I interpret this to mean that our campuses will be places of mutual respect, where adults and students in our school system have a strong sense of belonging and regard each other with consideration.

OE 12.2 The Superintendent shall assure that all confidential student information is properly used and protected.

students who checked out and transcripts that were never requested are stored in a locked office on campus. Non essential information is purged after three years.

OE 12.3 The Superintendent may not tolerate any behaviors, actions or attitudes by adults who have contact with students that hinder the academic performance or the well being of students.

Interpretation:

I interpret “adults who have contact with students” to be all employees including volunteers. This includes administrators, teachers, substitute teachers, classified employees, volunteers and community members. I interpret any actions that communicate disrespectful or non supportive behavior to be unacceptable. Disrespectful means failing to demonstrate regard for the reasonable needs and viewpoints of students.

Indicators for Compliance:

- Student/staff discipline records
- Staff evaluations
- Climate surveys
- Evidence of student achievement

EVIDENCE OF COMPLIANCE

June 12, 2012 April 3, 2013

Student discipline records are maintained in the Zangle student Database.

maintainj,

The Survey data has been analyzed by WestEd, LPSC Consulting, and the District Assessment, Research, and Evaluation Team. The information is shared out on the website and with schools based on a roll out plan.

Compliance Status	In Compliance
--------------------------	---------------

OE 12.4 The Superintendent may not permit unnecessary or irrelevant collection of student information.


Interpretation:

I interpret this to mean that the District will only allow the collection or retention of students records or database information as controlled by statute; state guidelines for retention and destruction of student records are dictated by the California Education Code. In addition, I interpret SCUSD Board Policy to require that files be purged periodically to ensure that unofficial materials are not allowed to accumulate. While this is current practice, it is to be sustained at established levels at all sites.


Indicators for Compliance:

- Communication with staff regarding California Education Code policies governing student record and database information and retention.
- Procedures and Protocols for Data Sharing with Research projects
- Student information data system procedures and protocols

EVIDENCE OF COMPLIANCE
June 12, 2012 April 3, 2013
Special Education procedures are discussed during teacher trainings and staff meetings yearly (meetings are held









SACRAMENTO CITY UNIFIED SCHOOL DISTRICT
FAMILY ENGAGEMENT AND TRAINING

PARENTS AS PARTNERS WORKSHOPS
2012-13

AREA 1 - FALL

SCHOOL NAME: [REDACTED]

DATES	NUMBER OF PARTICIPANTS
-------	------------------------

SACRAMENTO CITY UNIFIED SCHOOL DISTRICT
FAMILY ENGAGEMENT AND TRAINING

PARENTS AS PARTNERS WORKSHOPS
2012-13
AREA 2
FALL 2012

SCHOOL NAME: Parkway

SACRAMENTO CITY UNIFIED SCHOOL DISTRICT
FAMILY ENGAGEMENT AND TRAINING
PARENTS AS PARTNERS WORKSHOPS
2012-13
AREA 2

WINTER 2013

SACRAMENTO CITY UNIFIED SCHOOL DISTRICT
FAMILY ENGAGEMENT AND TRAINING
PARENTS AS PARTNERS WORKSHOPS
AREA 2
2012-13
WINTER 2013

SCHOOL NAME: Nicholas

SACRAMENTO CITY UNIFIED SCHOOL DISTRICT
FAMILY ENGAGEMENT AND TRAINING
PARENTS AS PARTNERS WORKSHOPS

AREA 2

2012-13

SCHOOL NAME: Doris Purgett Elementary

FALL 2012

DATES	NUMBER OF PARTICIPANTS
-------	------------------------

ELAC Meetings/Members Schedule for school year 2012-2013

School: Camellia Basic

Phone: 916.382.5980

The table area is completely obscured by heavy horizontal black lines, rendering the content illegible.

NICHOLAS ELEMENTARY SCHOOL BREAKFAST

As J Gi ~~#~~ E Le Tho Pan
Kain ~~2~~ Kad. Ros ~~18~~ Ho

TRICT
PARTNERSHIPS

	4																										
		0																									
			0																								
				1																							
					0																						
						0																					
							6																				
								0																			
									5																		
										5																	
											0																
												4															
													7														
														0													
															0												
																3											
																	2										
																		2									



16-228-5844
133-5353
277-6693
277-6364
133-5353
382-5900
264-4166
133-5358

[Redacted]

[Redacted]


[Redacted]


[Redacted]



FAMILY AND COMMUNITY ENGAGEMENT OFFICE
PARENT INFORMATION EXCHANGE (P.I.E.)

**COME JOIN US FOR OUR 2012-2013 SCHOOL YEAR
KICK-OFF LUNCHEON!**













ocial
ource

Board 3
Serna

with
gh

ink
zation,

tes
nguage

gnition
ard

ce

e-

82872

Adequate Yearly Progress (AYP) and Program Improvement (PI) Status

Sacramento City Unified District

Academic Performance Index

Sacramento City Unified District
Academic Performance Index (API) Base and Growth by District and Schoolwide Five-Year Comparison

Some schools changed names and school types during this five-year period. The school name and

In order to report federal requirements of No Child Left Behind, a 2012 Growth API is posted even if a

school or LEA had no 2011 Base API or if a school had significant population changes from 2011 to 2012.

However, the presentation of growth targets and actual growth would not be appropriate and, therefore, are omitted.

[DataQuest home](#) > [Select District](#) > [District Reports](#) > [Current Page](#)

2011 -12 Accountability Progress Reporting (APR)



Local Educational Agency (LEA) List of

California Department of Education
Analysis, Measurement, &

2012 Growth API LEA List of Schools Report (CA Department of Education)

Agnes Quintal Heights Academy 870 825 A 25 Yes Yes Yes

Bowling Green Elementary 774 767 5 7 Yes Yes Yes

Bret Harte Elementary 762 752 5 10 Yes No No

2110 845 840 A 4 Yes No No

California Montessori Project - Capitol 813 810 A 3 Yes Yes Yes

800 800 A 10 Yes Yes Yes

Capitol Collegiate Academy

Caroline Wenzel Elementary 795 789 5 6 Yes No No

Cesar Chavez Intermediate 808 809 A -1 Yes Yes Yes

<u>Oak Ridge Elementary</u>	741	740	5	1	No	No	No
<u>Pacific Elementary</u>	700	744	5	-44	No	No	No
<u>...</u>	700	700	5	0	No	No	No

ASAM Schools

LEA	2011 Base API	2012 Growth API	2011-2012 % Change	2012 Growth API	2012 Growth API	2012 Growth API	2012 Growth API
-----	---------------	-----------------	--------------------	-----------------	-----------------	-----------------	-----------------

<u>Capital City Independent Study</u>	576	546	13	30	Yes	Yes	Yes
<u>Success Academy</u>							

Click on column header to view notes.

In order to meet federal requirements of No Child Left Behind, a 2012 Growth API is posted even if a school or LEA had no 2011 Base API or if a school had significant population changes from 2011 to 2012. However, the presentation of

District Summary

Sacramento City Unified School District
2011 and 2012 Standardized Testing and Reporting Program
California Standards Test/California Modified Assessment
Percent Proficient by Content by School by Segment

The table below is almost entirely redacted with thick black horizontal bars. Only the header information is visible at the top of the page.

Sacramento City Unified School District
2011 and 2012 Standardized Testing and Reporting Program
California Standards Test/California Modified Assessment
Report Description: Standardized Test Results

Year	Grade	Subject	Standard	Score	Percentile	Grade Equivalent	Raw Score	Percentile	Grade Equivalent
------	-------	---------	----------	-------	------------	------------------	-----------	------------	------------------

Sacramento City Unified School District
2011 and 2012 Standardized Testing and Reporting Program
California Standards Test/California Modified Assessment
Percent Proficient by Content by School by Segment

Sacramento City Unified School District

2010-2011

2010-2011

2011-2012

2011 and 2012 Standardized Testing and Reporting Program
California Standards Test/California Modified Assessment
Percent Proficient by Content by School by Segment

California Standards Test/California Modified Assessment
Percent Proficient by Content by School by Segment

STAPLE HERE



Human Resource Services

Performance Evaluation of Classified Personnel

NAME:

DATE OF REPORT (mm/dd/yy):

STAPLE HERE

Standards for the Evaluation of the Performance of Classified Personnel

STAPLE HERE

